
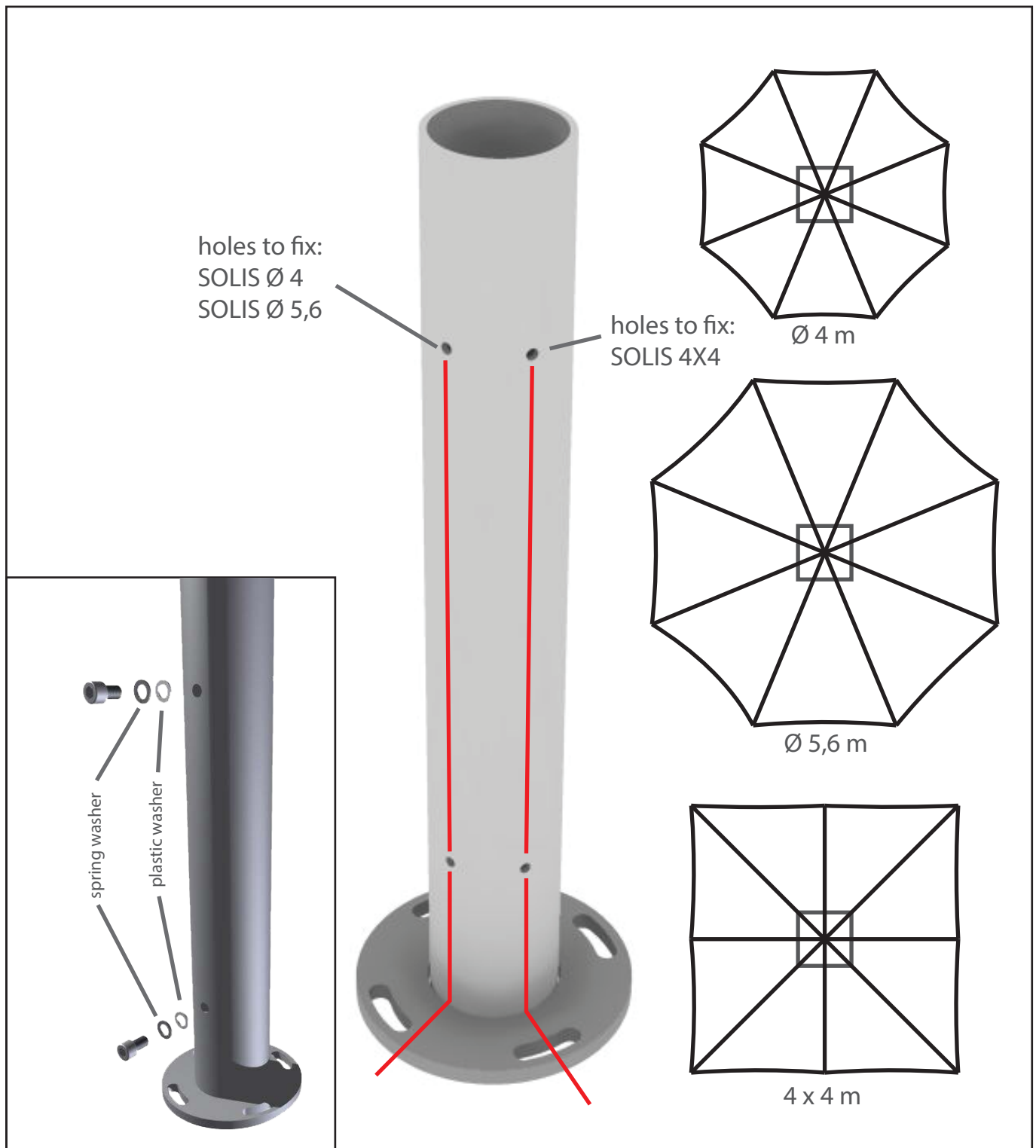



solis



ground tube-orientation





opening the parasol



Remove the optional cover from the parasol.



Remove the strap from the parasol.



Put the handle into the hole of the pole.



Turn the handle clockwise to start opening the parasol.



Keep turning clockwise until the cloth is completely under tension. Remove handle.

Warning:



In case of heavy wind we advise you to close the parasol. We guarantee that the Solis will withstand windforce 6 on the Beaufort scale. Never leave the parasol open unattended.

When closing in windy conditions we strongly recommend you to ask for assistance.

closing the parasol



Put the handle into the pole and turn it anti-clockwise.



Always put the strap around the parasol to avoid it from blowing open.



maintenance

- Clean the fabric using water and mild washing powder for delicate fabrics with a soft sponge. Do not use a high-pressure hose or aggressive soaps as they will remove the protective coating of the fabric.
- To extend the lifetime of the spindle we advise you to protect it with silicon grease. When the parasol is closed you lift the fabric and apply the silicon grease on the spindle along the groove in the pole. Now open and close the parasol a few times in order to spread the grease all over the spindle.